

# De Smet School District 38-2 INFINITE CAMPUS STUDENT/PARENT PORTAL USER GUIDE

**Parents & Students,**  
information is at your fingertips.

**Step 1:** Contact your building secretary for a username and password

**Step 2:** Go to the De Smet School Webpage: <https://desmet.k12.sd.us/index.php>



## Access on the Web Campus Student and Campus Parent

Campus Student and Campus Parent are designed to provide real-time access to student information. The easy-to-use design displays what is currently happening in the classroom so you can understand, monitor, and participate in the educational process.

- » Announcements
- » Assignments
- » Attendance
- » Grades
- » Schedules

**Step 3:** Click on DDN Campus then **Student/Parent**, and click on either **Campus Student** or **Parent**

### Campus Parent

De Smet 38-2

Parent Username (Required)

Password (Required)

Log In

[Forgot Password?](#)

[Forgot Username?](#)

[Help](#)

[Log in to Campus Student](#)

### Announcements

Tuesday 07/16/2024



### Campus Student

De Smet 38-2

Student Username (Required)

Password (Required)

Log In

[Forgot Password?](#)

[Forgot Username?](#)

[Help](#)

[Log in to Campus Parent](#)

### Announcements

Tuesday 07/16/2024



**Step 4:** Enter username and password you were given. If you no longer know your password, contact Mrs. Perry

- If you are a new user or have forgotten your password this screen will pop up
- You must enter your email address twice, then enter the password you were given

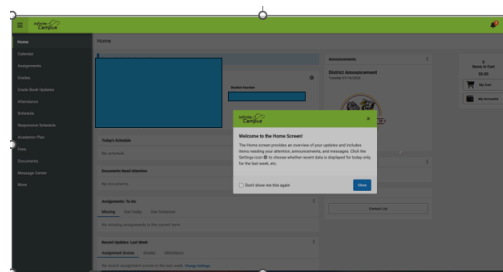
**Set Email**  
You are required to set an account security email.  
Please enter the email address that can be used for security purposes.

New Account Security Email

Confirm New Account Security Email

Enter Campus Password

**Step 5:** You will then be taken to this screen



**Step 6:** The best practice is to change your password by clicking on  at the top right-hand side of your screen. Click on "Settings" then "Account Settings"

**Settings**

[Language](#)

[Give Feedback](#)

About Campus SIS

Settings

Notification Settings >

**Account Settings** >

Current Devices >

Access Log >

"Update"

**Account Settings**

Account Security Email  
No data

Unconfirmed Account Security Email

Password  
\*\*\*\*\*

E-Signature PIN  
No data

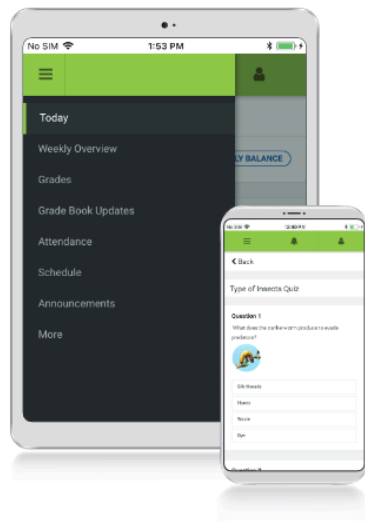
You will then be prompted to update your password. Passwords should be at least 8 characters long and it must meet three of the four qualifications:

- A lowercase letter(a, j, r, etc.)
- An upper case letter (A, J, R, etc.)
- A number (3,7,1, etc.)
- A symbol (@,%,&, etc.)

## NAVIGATING THE PARENT PORTAL

The left side of the screen is used to navigate the Campus Portal, The right side contains the main frame which displays topic-specific information. Click on any of the topics on the left side to access the information you are seeking. If you have any questions please contact Mrs. Perry.

## GO MOBILE



## Download the Mobile App

### Campus Student and Campus Parent

#### Announcements

Quickly see district announcements as they are posted.

#### Assignments

Browse assignments by specific class or due date.

#### Attendance


Review attendance events in summary and detail form.

#### Grades

Immediate access to grades as they are posted.

#### Schedule

Review schedule from anywhere, at any time.



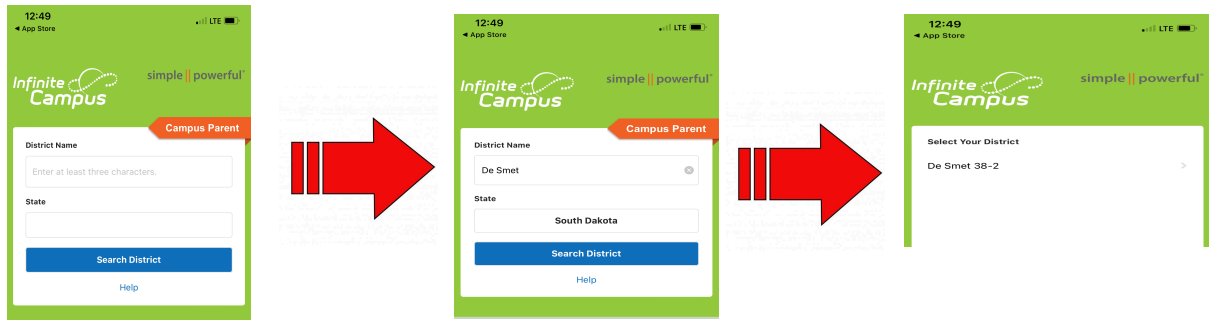
Infinite Campus Mobile Apps can be downloaded through the Apple App Store or Google Play Store



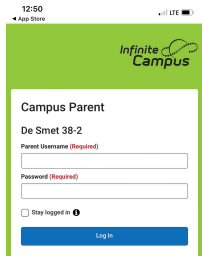
### Step 1 - Download the App.

- Download the Infinite Campus Mobile Portal Application from Apple Store, Google Play, or Amazon

### Step 1 - Type in the District Name and State, Click on De Smet 38-2



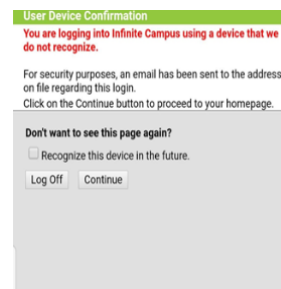
### Step 3 - Enter Portal Account to Sign In



- Enter your Campus Portal username and password
- Select Log In

### Step 4 - Under "User Device Confirmation"

- Click "Recognize this device in the future"
- Click "Continue"
- It will take you to the school's "Message Center"



**\*\* If you are asked to provide an activation key, please contact the office and they can provide you with the key you need. By email is best as it is a long code.**